

Microchipping

- State Government regulations state that your dog must be microchipped at three months. Failure to do so will make you liable for a fine.
- This is a permanent way to identify the dog and its owner.

Lost and Found Dogs

- Notify the Shire of Boyup Brook Ranger on 9765 1200

Local Veterinarians

Blackwood Veterinary Centre

131 Roe St, Bridgetown WA 6255
(08) 9761 1905

Manjimup Veterinary Centre

12 Chopping St, Manjimup WA 6258
(08) 9771 2199

Collie Veterinary Hospital

27 Harvey St, Collie WA 6225
(08) 9734 1155

Animal Health Centre

28 Marmia St, Donnybrook WA 6239
(08) 9731 1912

Kojonup Veterinary Hospital

28 Albany Hwy, Kojonup WA 6395
(08) 9831 1666



How to Prevent Excessive Barking

- If the dog is barking at people it can see passing by, try blocking the dogs view.
- A radio playing softly may block any noise which the dog is barking at.
- If the dog races along the fence line barking at passing distractions, put obstacles in the dogs way to slow it down.
- If the dog is barking at gaps in the fence, try blocking the gaps.
- If your dog barks at certain times of the day, for instance when kids are walking home from school, put them in a different part of the yard so they are not distracted.

Change of Details

- You are required to inform your Local Government immediately of any change of ownership, change of address or if the dog has died.
- If you have moved Local Governments, you are required to register the dog at the new Local Government.



Shire Contact Information



55 Abel Street, Boyup Brook WA 6244
PO Box 2, Boyup Brook WA 6244



Ph: 9765 1200



Email: shire@boyupbrook.wa.gov.au



Opening hours: Monday - Friday
8.30am - 4.30pm




www.boyupbrook.wa.gov.au



E & OE

DOG INFORMATION






www.boyupbrook.wa.gov.au



Registration

- All dogs over the age of three months must be registered.
- Dogs are to be registered with the Local Government in which the dog normally resides.
- If you move (within the State) you do need to register your dog with your new Local Government, and providing the registration is current, it can be transferred.
- To register a dog, you must be over the age of 18.
- When registering a dog, you must provide the dogs sterilisation certificate, microchip certificate, your driver's license and concession card if applicable.
- Registration is there to help you recover your dog if lost and also to assist the ranger in finding its home.
- If you would like to register more than two dogs at one property, you will need approval from the Shire of Boyup Brook.

Registration Fees

	General	Sterilised	Unsterilised
	One year	\$20.00	\$50.00
	Three years	\$42.50	\$120.00
	Lifetime	\$100.00	\$250.00
	Working Dog (must meet criteria)	Sterilised	Unsterilised
	One year	\$5.00	\$12.50
	Three years	\$10.65	\$30.00
	Lifetime	\$25.00	\$62.50
	Concession (must meet criteria)	Sterilised	Unsterilised
	One year	\$10.00	\$25.00
	Three years	\$21.25	\$60.00
	Lifetime	\$50.00	\$125.00

Dangerous Dog Breeds

- If your dog is declared as a dangerous dog, it must wear a muzzle and be on a lead in all public places.
- The dog must wear a specific collar stating that they are a dangerous dog.
- All access points into the property in which the dog stays must have a dangerous dog sign in place.
- The property where the dog stays must have an escape proof fence which has a self closing mechanism.
- A dog attack is a very serious matter. If your dog attacks a person or another animal, you will be held responsible even if you are not there at the time. The only exemption is where the dog was provoked to attack. Fines can range up to \$20,000.

Where Can You Walk Your Dog?

- **Prohibited areas** (no dogs allowed) are childrens playgrounds. This does not include parks in general.
- **Restricted areas** (dogs on lead) are all other public areas.
- **Permitted areas** (dogs under effective control) are the Music Park and sports grounds when there is not an event or game taking place. There is also the fenced dog park area at Sandakan Park.

How to Prevent Excessive Barking

- If the dog is barking at people it can see passing by, try blocking the dogs view.
- A radio playing softly may block any noise which the dog is barking at.
- If the dog races along the fence line barking at passing distractions, put obstacles in the dogs way to slow it down.
- If the dog is barking at gaps in the fence, try blocking the gaps.
- If your dog barks at certain times of the day, for instance when kids are walking home from school, put them in a difference part of the yard so they are not distracted.

